Multiple District 404

As of October 2026 Cumulative

Year	New Clubs	Dropped Clubs	Gain/ Loss Clubs	New Members	Charter Members	Reinstate Members	Transfer Members	Total Member Added	Total Members Dropped	Gain/ Loss Members
2022-2023	42	32	10	1,205	1,123	221	66	2,615	2,630	-15
2023-2024	42	36	6	1,423	1,064	201	70	2,758	2,912	-154
2024-2025	44	21	23	1,502	1,017	315	53	2,887	2,453	434
2025-2026	44	18	26	1,170	929	238	88	2,425	1,885	540
2026-2027	8	3	5	324	179	68	23	594	360	234
Average	**36**	**22**	**14**	**1,125**	**862**	**209**	**60**	**2,256**	**2,048**	**208**

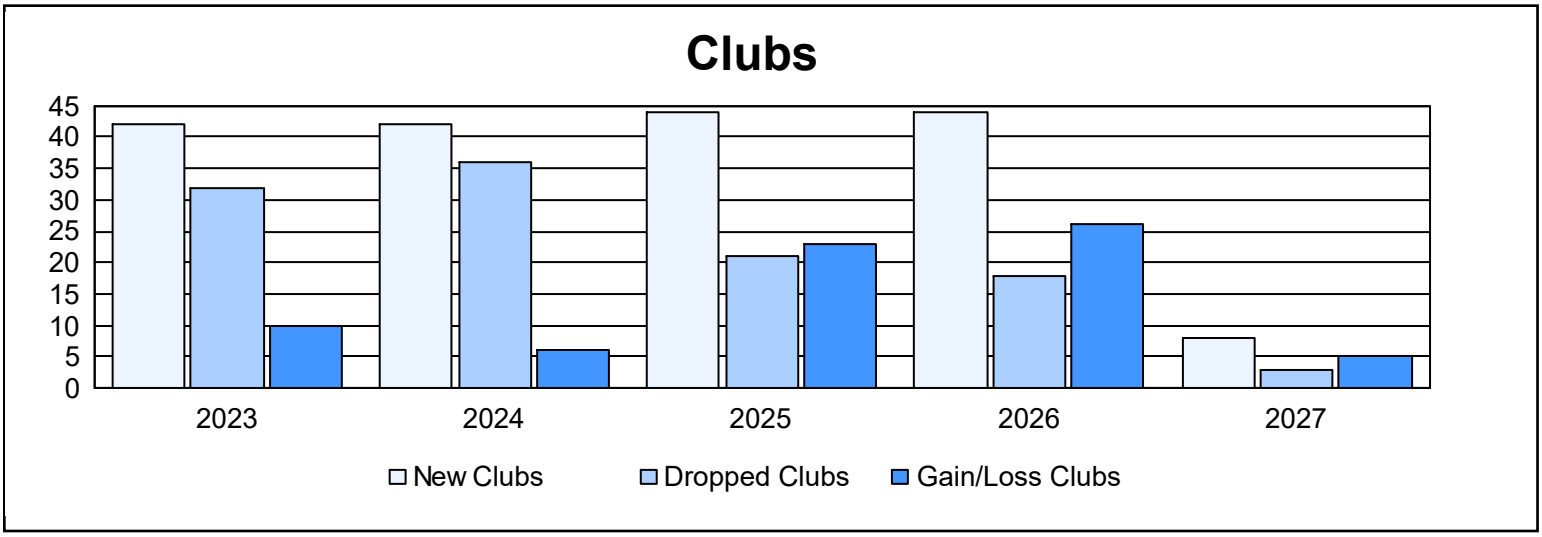

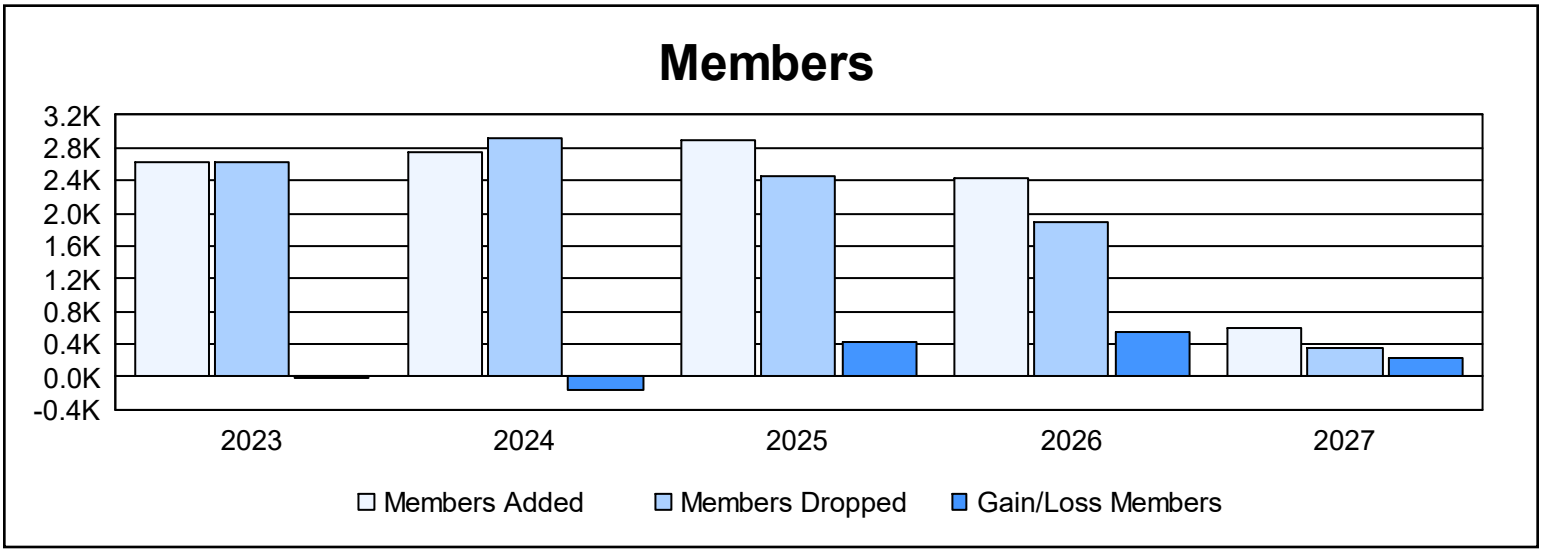

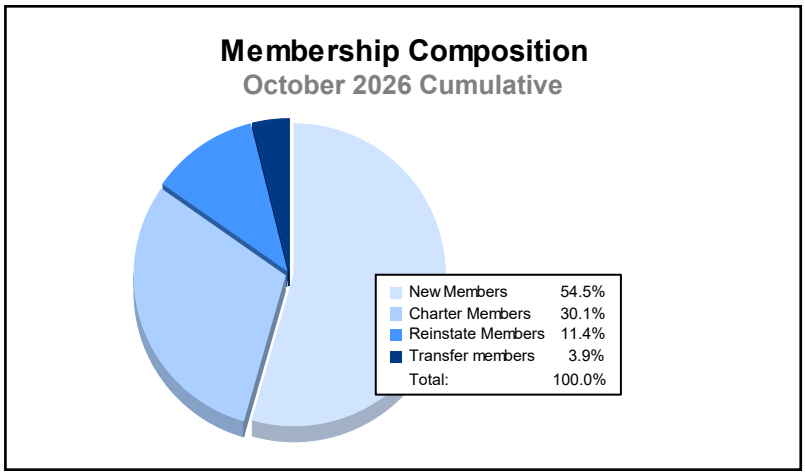
Membership Composition
October 2026 Cumulative
New Members 54.5%
Charter Members 30.1%
Reinstate Members 11.4%
Transfer members 3.9%
Total: 100.0%

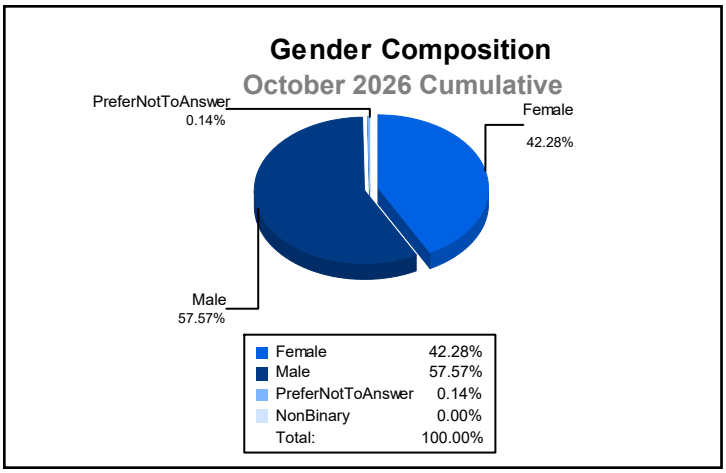
Gender Composition
October 2026 Cumulative
PreferNotToAnswer
0.14%
Female
42.28%
Male
57.57%
Female 42.28%
Male 57.57%
PreferNotToAnswer 0.14%
NonBinary 0.00%
Total: 100.00%